
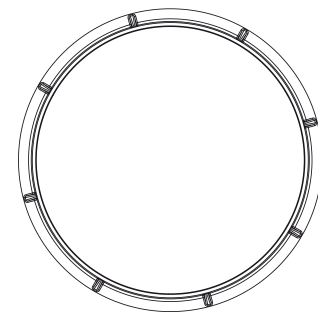
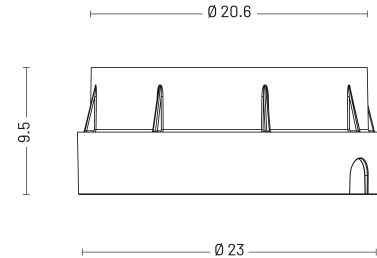


Car-Go 200 | 12 W | diffuse | Floor recessed

Drive over 2000 Kg | 20 km/h

Technical Specifications

Source lamp	LED 12 W
Total wattage	12
Voltage	24 Vdc
Control	Power supply not included
Luminous flux (*Source flux)	490 lm (1400 lm*) @ 3000 K
Luminous efficacy	41 lm/W @ 3000 K
McADAM steps	3
Beam	diffuse
CRI	>90
Life time	L 70 > 50.000 h Ta 25°C L 70 > 50.000 h Ta 40°C
IP rating	67
IK rating	10
Insulation class	III



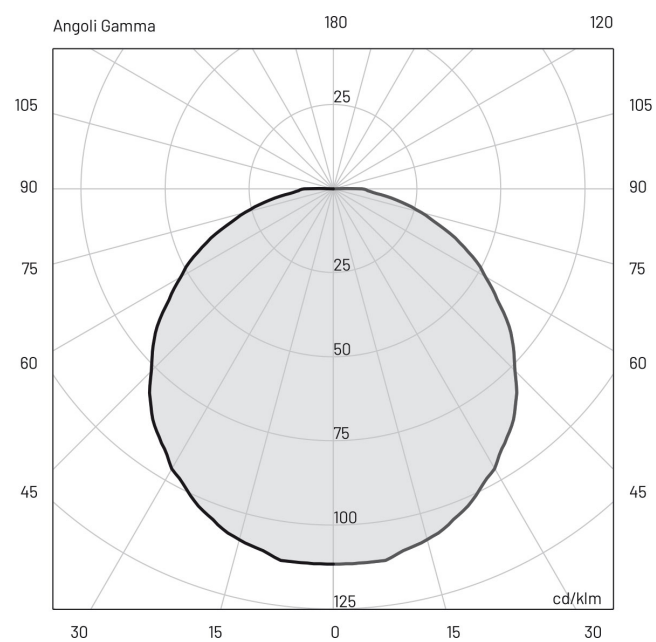
Materials

Body	Extruded aluminium EN AW6026
Diffuser	Opal glass
Finishing	White - Glass

E (lux)

H (m)	lux (3000 K)	Ø (m)
1.00	156	3.20
2.00	39	6.40
3.00	17	9.60
4.00	10	12.80
5.00	6	16

Photometry



Included accessories

- 1 m length cable -05RN-F
- Housing box

Available accessories

0303003	Glass lifting suction pad
00KCG.01	Recessed box adjusting kit
0404M011	Single connection IP68
0409M019	Three-way connection box mini
0409BT016	Transformer _ 24 Vdc - 100 W
0409BT014	Transformer _ 24 Vdc - 12 W
0409BT015	Transformer _ 24 Vdc - 25 W