
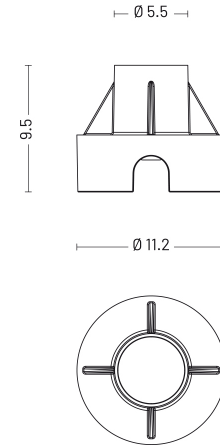


## Car-Go 50 | 3 W | diffuse | Floor recessed

Drive over 2000 Kg | 20 km/h

### Technical Specifications

Source lamp	LED 3 W
Total wattage	3
Voltage	24 Vdc
Control	Power supply not included
Luminous flux (*Source flux)	70 lm (350 lm*) @ 3000 K
Luminous efficacy	24 lm/W @ 3000 K
McADAM steps	3
Beam	diffuse
CRI	>90
Life time	L 70 > 50.000 h Ta 25°C L 70 > 50.000 h Ta 40°C
IP rating	67
IK rating	10
Insulation class	III



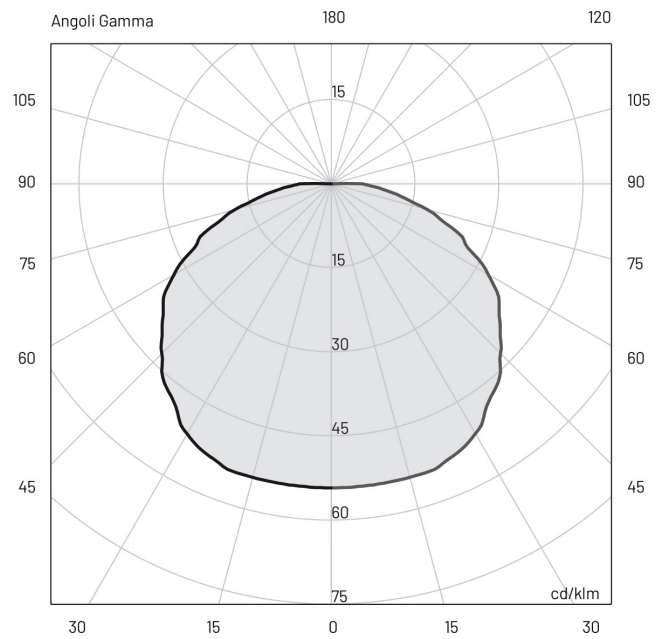
### Materials

Body	Extruded aluminium EN AW6026
Diffuser	Opal glass
Finishing	White - Glass

## E (lux)

H (m)	lux (3000 K)	Ø (m)
1.00	19	4.26
2.00	5	8.52
3.00	2	12.77
4.00	1	17.03
5.00	1	21.29

## Photometry



## Included accessories

- 1 m length cable -05RN-F
- Housing box

## Available accessories

<b>0303003</b>	Glass lifting suction pad
<b>00KCG.01</b>	Recessed box adjusting kit
<b>0404M011</b>	Single connection IP68
<b>0409M019</b>	Three-way connection box mini
<b>0409BT016</b>	Transformer _ 24 Vdc - 100 W
<b>0409BT014</b>	Transformer _ 24 Vdc - 12 W
<b>0409BT015</b>	Transformer _ 24 Vdc - 25 W